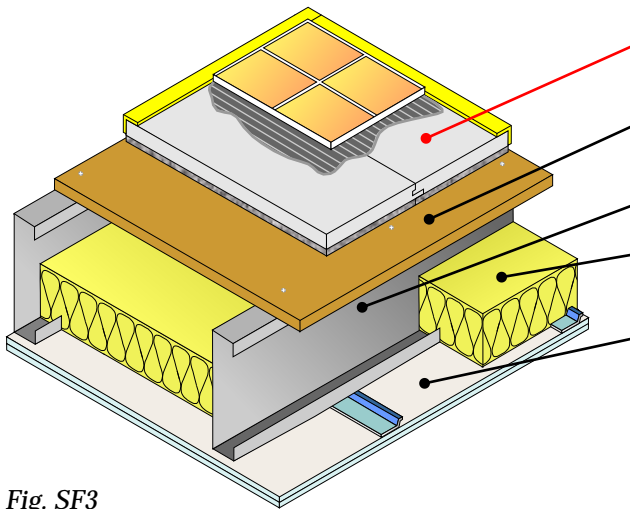


*Collecta* ScreedBoard 28 laid on sub-floor  
Metal joists C-section joists  
Use with lightweight metal frame walls only



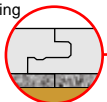
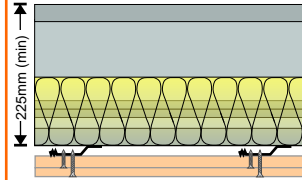
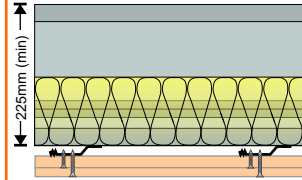
<b>Floating floor treatment</b>	ScreedBoard 28 (See <i>Table SF3</i> for full details)
<b>Floor decking</b>	20mm thick (min) wood based board, density 600kg/m <sup>3</sup> (mm)
<b>Joists</b>	254mm (min) deep metal C-section joists
<b>Absorbing material</b>	100mm (min) mineral wool quilt insulation (10-36g/m <sup>3</sup> ) between joists
<b>Ceiling</b>	See <i>Table SF3</i> for ceiling treatment options

Fig. SF3



**FASTRACKCAD**<sup>®</sup>  
ARCHITECTURAL CAD DATABASES

Table SF3

PCT floating floor treatment	Perimeter resilient flanking strip required	Ceiling treatment options				
<p><b>ScreedBoard<sup>®</sup> 28</b> <b>0 GWP</b> Dry screed board with composite resilient layer</p> <p><b>Additional layers required to complete treatment</b></p> <ul style="list-style-type: none"> <li>Mineral wool quilt laid between joists - 100mm (min) 10-33kg/m<sup>3</sup></li> </ul> <p><b>No need for screws, Interlocking edges glued together with <i>Collecta</i> SB joint adhesive</b></p>  <p><b>Product information</b> Board dimensions: 28mm (t) x 600mm x 1200mm Edge profile: Interlocking tongue &amp; groove Weight: 26.00kg/m<sup>2</sup> / 18.72kg per board <i>Collecta</i> SB joint adhesive: 1L to every 33m<sup>2</sup> of boards</p> <div style="border: 1px solid black; padding: 5px; margin-top: 10px;"> <p style="text-align: center;"><b>Typical PCT performance<sup>(2)</sup></b></p> <p><math>D_{nT,w} + C_v = 51\text{dB}</math></p> <p><math>L_{nT,w} = 56\text{dB}</math></p> </div> <p style="margin-top: 10px;"><b>Code credits*</b></p> <table border="1" style="margin-left: auto; margin-right: auto;"> <tr> <td style="background-color: #90ee90;">Pol 1</td> <td style="background-color: #90ee90;">Hea 2</td> </tr> <tr> <td style="background-color: #90ee90;">1</td> <td style="background-color: #90ee90;">3</td> </tr> </table> <p><b>Construction notes</b> Materials must be installed in accordance with manufacturers' instructions to achieve required acoustic performance values. Wall treatments <b>MUST</b> be isolated from the floating floor with YELOfon ES50 perimeter flanking strip.</p>	Pol 1	Hea 2	1	3	<p style="text-align: center;"><b>YELOfon<sup>®</sup></b> <b>FS50</b></p> <p>Pre-formed polyethylene foam flanking angle: 6 mm (t) x 50mm (w) x 30mm (h) x 2m(l) placed around the perimeter of the flooring board to isolate floor from walls and skirting.</p> 	<p><b>Ceiling board fixings must not penetrate or touch the floor joists</b></p>  <p><b>16mm (min) metal resilient bars mounted at right angles to the joist:</b> Two layers of gypsum-based board, composed of 19mm (nominal 13.5kg/m<sup>2</sup>) fixed with 32mm screws and 12.5mm (nominal 10kg/m<sup>2</sup>) fixed with 42mm screws, with all joists staggered.</p> <p>Two layers of gypsum-based board, composed of 15mm (nominal 12.5kg/m<sup>2</sup>) fixed with 25mm screws and a second layer of 15mm (nominal 12.5kg/m<sup>2</sup>) fixed with 42mm screws, with all joists staggered.</p> <p><b>25mm (min) metal resilient bars mounted at right angles to the joist:</b> Two layers of gypsum-based board, composed of 10mm (nominal 12kg/m<sup>2</sup>) fixed with 30mm screws and a second layer of 10mm (nominal 10kg/m<sup>2</sup>) fixed with 30mm screws, with all joists staggered.</p>
Pol 1	Hea 2					
1	3					

\* Code for Sustainable Homes (CSH) credits quoted are typical. Mat 1 value taken from the BRE Green Guide. Pol 1 credit is only awarded if all the other insulation products used have a GWP of <5. Hea 2 credits are based on the floor being pre-completion tested and the separating wall performing to at least the same acoustic standard. Credits subject to relevant category weighted value. See page 5 for further information.

**Acoustic values**  
<sup>(2)</sup> Values quoted are typical, based on the treatment being installed correctly and pre-completion tested.  
Airborne performance tested in accordance with BS EN ISO 140-4:1998  
Impact performance tested in accordance with BS EN ISO 140-7: 1998