

Collecta ScreedBoard 20 laid on underfloor heating system
 Timber I-joists, solid timber, metal web or timber web joists
 Use with timber frame walls only

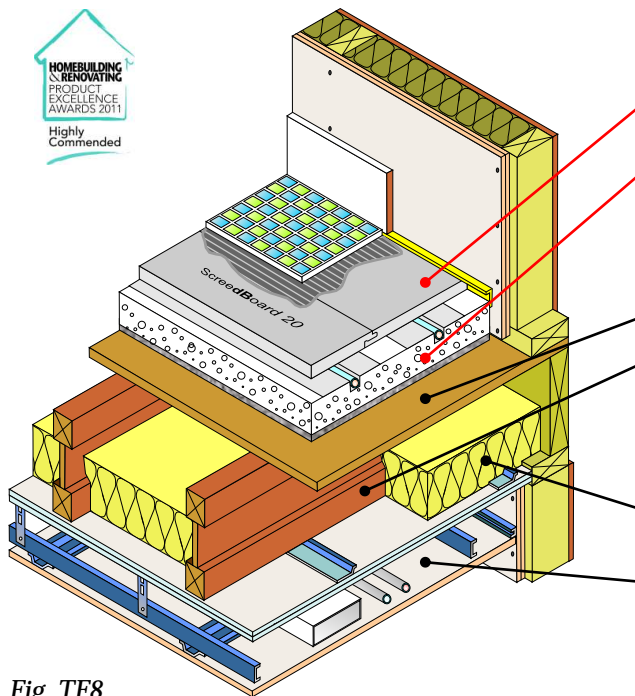


Fig. TF8

Floor finish	<i>Collecta</i> ScreedBoard 20 (See <i>Table TF8</i> for full details)
Acoustic and thermal treatment	12mm (min) routed extruded or routed/moulded expanded polystyrene insulation bonded to FIBREfon 8 resilient layer
Floor decking	15mm thick (min) OSB
Joists	<ul style="list-style-type: none"> • 220mm (min) solid timber joist • 240mm (min) timber I-joists • 253mm (min) metal web joists • 254mm (min) timber web joists
Absorbing material	100mm (min) quilt insulation (10-36g/m ³) between joists
Ceiling	See <i>Table TF8</i> for ceiling treatment



FASTRACKCAD[®]
 ARCHITECTURAL CAD DATABASES

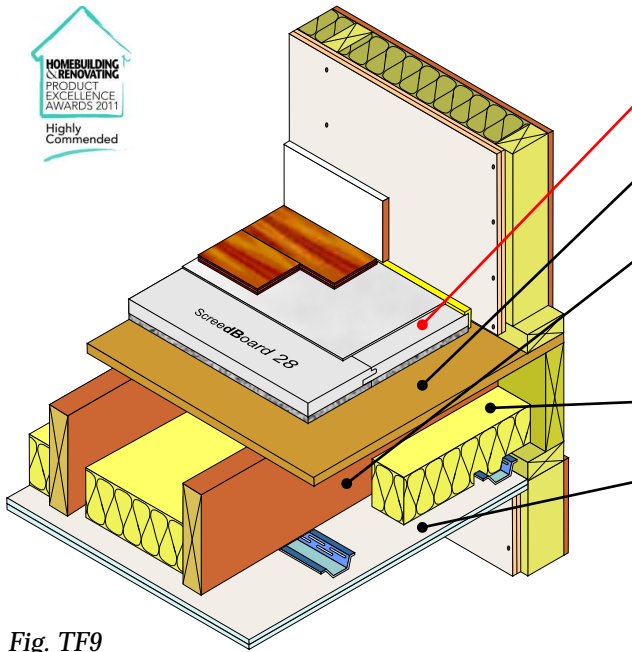
Table TF8

PCT floating floor treatment	Perimeter resilient flanking strip required	Ceiling treatment options						
<p>ScreedBoard[®] 20 High density low resistance floor board</p> <p>Option 1: Underfloor heating thermal board X2i / X2i^e High performance extruded polystyrene boards</p> <p>Option 2: Routed or moulded expanded polystyrene (EPS) panel</p> <p>FIBREfon[®] 8 Recycled resilient layer</p> <p>Additional layers required to complete treatment</p> <ul style="list-style-type: none"> • Mineral wool quilt laid between joists - 100mm (min) 10-33kg/m³ <p>Product information ScreedBoard 20 Board dimensions: 20mm x 600mm x 1200mm Edge profile: Interlocking tongue & groove Weight: 25.00kg/m² / 18.00kg per board Thermal resistance: 0.20m²/K/W FIBREfon 8 acoustic fleece; 8mm <i>Collecta</i> SB joint adhesive: 1L for every 33m² of boards</p> <p>X2i / X2i^e: see page 60 for further information EPS: refer to manufacturers technical data</p> <p>Construction notes Materials must be installed in accordance with manufacturers' instructions to achieve stated acoustic values. Wall treatments MUST be isolated from the floating floor with YELOfon ES5/120 flanking strip. Ensure services do not bridge the resilient layer. Services must not puncture primary ceiling lining (except cables, which should be sealed with flexible sealant).</p>	<p>YELOfon[®] ES5/120 Polyethylene foam flanking strip: 5mm x 120mm x 50m installed around the perimeter of the flooring board to isolate floor from walls and skirting.</p> <p><5 GWP All components*</p>	<p>Ceiling board fixings must not penetrate or touch the floor joists 16mm (min) metal resilient bars mounted at right angles to the joist at 400mm centres.</p> <p>Primary ceiling: CT1-Two layers of gypsum-based board, composed of 19mm (nominal 13.5kg/m²) fixed with 32mm screws and 12.5mm (nominal 10kg/m²) fixed with 42mm screws, with all joists staggered. CT2-Two layers of gypsum-based board, composed of 15mm (nominal 12.5kg/m²) fixed with 25mm screws and a second layer of 15mm (nominal 12.5kg/m²) fixed with 42mm screws, with all joists staggered.</p> <p>Sacrificial ceiling: Metal ceiling system with a 100mm (min) void fixed to underside of primary ceiling. One layer of nominal 8kg/m² gypsum based board.</p>						
<p>Robust Detail mean performance</p> <p>$D_{nT,w} + C_{tr} = 51\text{dB}$ $L_{nT,w} = 55\text{dB}$</p> <p>Typical PCT performance⁽²⁾</p> <p>$D_{nT,w} + C_{tr} = 51\text{dB}$ $L_{nT,w} = 55\text{dB}$</p> <p>Code credits*</p> <table border="1"> <tr> <td>Mat 1</td> <td>Pol 1</td> <td>Hea 2</td> </tr> <tr> <td>2</td> <td>1</td> <td>3</td> </tr> </table>	Mat 1	Pol 1	Hea 2	2	1	3		
Mat 1	Pol 1	Hea 2						
2	1	3						

* Code for Sustainable Homes (CSH) credits quoted are typical. Mat 1 value taken from the BRE Green Guide. Pol 1 credit is only awarded if all the other insulation products used have a GWP of <5. Hea 2 credits are based on the floor being pre-completion tested and the separating wall performing to at least the same acoustic standard. Credits subject to relevant category weighted value. See page 5 for further information.

Acoustic values
⁽²⁾ Values quoted are typical, based on the treatment being installed correctly and pre-completion tested.
 Airborne performance tested in accordance with BS EN ISO 140-4:1998
 Impact performance tested in accordance with BS EN ISO 140-7: 1998

Collecta ScreedBoard 28 laid on timber sub-floor
 Timber I-joists, solid timber, metal web or timber web joists
 Use with timber frame walls only



Floating floor treatment	<i>Collecta</i> ScreedBoard 28 (See <i>Table TF9</i> for full details)
Floor decking	15mm thick (min) wood based board, density 600kg/m ³ (min)
Joists	<ul style="list-style-type: none"> • 220mm (min) solid timber joist • 240mm (min) timber I-joists • 253mm (min) metal web joists • 254mm (min) timber web joists
Absorbing material	100mm (min) quilt insulation (10-36g/m ³) between joists
Ceiling	See <i>Table TF9</i> for ceiling treatment

Fig. TF9



FASTRACKCAD
 ARCHITECTURAL CAD DATABASES

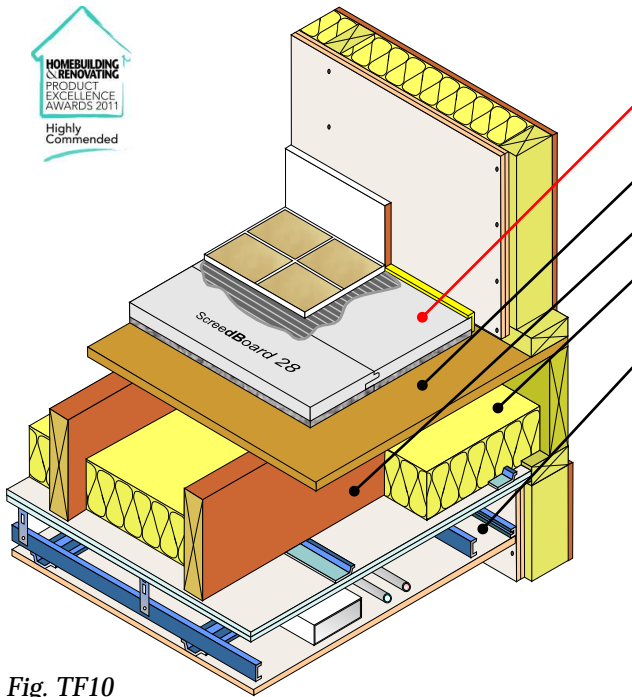
Table TF9

PCT floating floor treatment	Perimeter resilient flanking strip required	Ceiling treatment options									
<p>ScreedBoard® 28 GWP 0</p> <p>High density composite resilient overlay treatment</p> <p>Additional layers required to complete treatment</p> <ul style="list-style-type: none"> • Mineral wool quilt laid between joists - 100mm (min) 10-33kg/m³ <p>No need for screws Interlocking edges glued together with <i>Collecta</i> SB joint adhesive</p> <p>Product information Board dimensions: 28mm x 600mm x 1200mm Edge profile: Interlocking tongue & groove Weight: 26.00kg/m² / 18.72kg per board <i>Collecta</i> SB joint adhesive: 1L to every 33m² of boards</p> <div style="border: 1px solid black; padding: 5px; width: fit-content;"> <p>Typical PCT performance⁽²⁾</p> <p>$D_{nT,w} + C_{tr} = 50\text{dB}$</p> <p>$L_{nT,w} = 57\text{dB}$</p> </div> <table border="1" style="margin-top: 10px;"> <tr> <th colspan="3">Code credits*</th> </tr> <tr> <td style="background-color: #e6e6fa;">Mat 1</td> <td style="background-color: #e6e6ff;">Pol 1</td> <td style="background-color: #e6e6ff;">Hea 2</td> </tr> <tr> <td style="background-color: #90ee90;">2</td> <td style="background-color: #90ee90;">1</td> <td style="background-color: #90ee90;">3</td> </tr> </table> <p>Construction notes Materials must be installed in accordance with manufacturers' instructions to achieve stated acoustic values. Wall treatments MUST be isolated from the floating floor with YELOfon FS50 flanking strip. Ensure services do not bridge the resilient layer. Services must not puncture primary ceiling lining (except cables, which should be sealed with flexible sealant).</p>	Code credits*			Mat 1	Pol 1	Hea 2	2	1	3	<p>YELOfon FS50</p> <p>Pre-formed polyethylene foam flanking angle: 6 mm x 50mm x 30mm x 2m installed around the perimeter of the flooring board to isolate floor from walls and skirting.</p>	<p>Ceiling board fixings must not penetrate or touch the floor joists</p> <ul style="list-style-type: none"> • 16mm (min) metal resilient bars mounted at right angles to the joist at 400mm centres. • 30mm <i>Collecta</i> HP30 Resilient Bars mounted at right angles to the joist at 600mm (max) centres. <p>CT1-Two layers of gypsum-based board, composed of 19mm (nominal 13.5kg/m²) fixed with 32mm screws and 12.5mm (nominal 10kg/m²) fixed with 42mm screws, with all joists staggered.</p> <p>CT2-Two layers of gypsum-based board, composed of 15mm (nominal 12.5kg/m²) fixed with 25mm screws and a second layer of 15mm (nominal 12.5kg/m²) fixed with 42mm screws, with all joists staggered.</p>
Code credits*											
Mat 1	Pol 1	Hea 2									
2	1	3									

* Code for Sustainable Homes (CSH) credits quoted are typical. Mat 1 value taken from the BRE Green Guide. Pol 1 credit is only awarded if all the other insulation products used have a GWP of <5. Hea 2 credits are based on the floor being pre-completion tested and the separating wall performing to at least the same acoustic standard. Credits subject to relevant category weighted value. See page 5 for further information.

Acoustic values
⁽²⁾ Values quoted are typical, based on the treatment being installed correctly and pre-completion tested.
 Airborne performance tested in accordance with BS EN ISO 140-4:1998
 Impact performance tested in accordance with BS EN ISO 140-7: 1998

Collecta ScreedBoard 28 laid on timber sub-floor
 Solid timber joists
 Use with timber frame walls only



Floating floor treatment	<i>Collecta</i> ScreedBoard 28 (See Table TF10 for full details)
Floor decking	15mm thick (min) OSB
Joists	220mm (min) solid timber joists
Absorbing material	100mm (min) quilt insulation (10-36g/m ³) between joists
Ceiling	See Table TF10 for ceiling treatment



FASTRACKCAD[®]
 ARCHITECTURAL CAD DATABASES

Fig. TF10

Table TF10

PCT floating floor treatment	Perimeter resilient flanking strip required	Ceiling treatment						
<p>ScreedBoard[®] 28 GWP 0</p> <p>High density composite resilient overlay treatment</p> <p>Additional layers required to complete treatment</p> <ul style="list-style-type: none"> Mineral wool quilt laid between joists - 100mm (min) 10-33kg/m³ <p>No need for screws Interlocking edges glued together with <i>Collecta</i> SB joint adhesive</p> <p>Product information Board dimensions: 28mm x 600mm x 1200mm Edge profile: Interlocking tongue & groove Weight: 26.00kg/m² / 18.72kg per board <i>Collecta</i> SB joint adhesive: 1L for every 33m² of boards</p> <p>Typical PCT performance⁽²⁾</p> $D_{nT,w} + C_{tr} = 50\text{dB}$ $L_{nT,w} = 50\text{dB}$ <p>Code credits*</p> <table border="1"> <tr> <td>Mat 1</td> <td>Pol 1</td> <td>Hea 2</td> </tr> <tr> <td>2</td> <td>1</td> <td>3</td> </tr> </table> <p>Benefits of ScreedBoard 28 over an acoustic batten system (FFT1)</p> <ul style="list-style-type: none"> Grey dry screed finish Only 28mm thick Reduces number of brick courses required Able to accept ceramic tiles Only one component to install (+ edge strip) Interconnecting edge detail - no screws req'd Weights only 18.72kg per board (0.72m²) Same weight/m² as FFT1 treatment No need to employ a specialist contractor 	Mat 1	Pol 1	Hea 2	2	1	3	<p>YELOfon[®] FS50</p> <p>Pre-formed polyethylene foam flanking angle: 6mm x 50mm x 30mm x 2m placed around the perimeter of the flooring board to isolate floor from walls and skirting.</p>	<p>Ceiling board fixings must not penetrate or touch the floor joists 16mm (min) metal resilient bars mounted at right angles to the joist at 400mm centres.</p> <p>Primary ceiling: CT1-Two layers of gypsum-based board, composed of 19mm (nominal 13.5kg/m²) fixed with 32mm screws and 12.5mm (nominal 10kg/m²) fixed with 42mm screws, with all joists staggered. CT2-Two layers of gypsum-based board, composed of 15mm (nominal 12.5kg/m²) fixed with 25mm screws and a second layer of 15mm (nominal 12.5kg/m²) fixed with 42mm screws, with all joists staggered.</p> <p>Sacrificial ceiling: Metal ceiling system with a 100mm (min) void fixed to underside of primary ceiling. One layer of nominal 8kg/m² gypsum based board.</p>
Mat 1	Pol 1	Hea 2						
2	1	3						

* Code for Sustainable Homes (CSH) credits quoted are typical. Mat 1 value taken from the BRE Green Guide. Pol 1 credit is only awarded if all the other insulation products used have a GWP of <5. Hea 2 credits are based on the floor being pre-completion tested and the separating wall performing to at least the same acoustic standard. Credits subject to relevant category weighted value. See page 5 for further information.

Acoustic values
⁽²⁾ Values quoted are typical, based on the treatment being installed correctly and pre-completion tested.
 Airborne performance tested in accordance with BS EN ISO 140-4:1998
 Impact performance tested in accordance with BS EN ISO 140-7: 1998